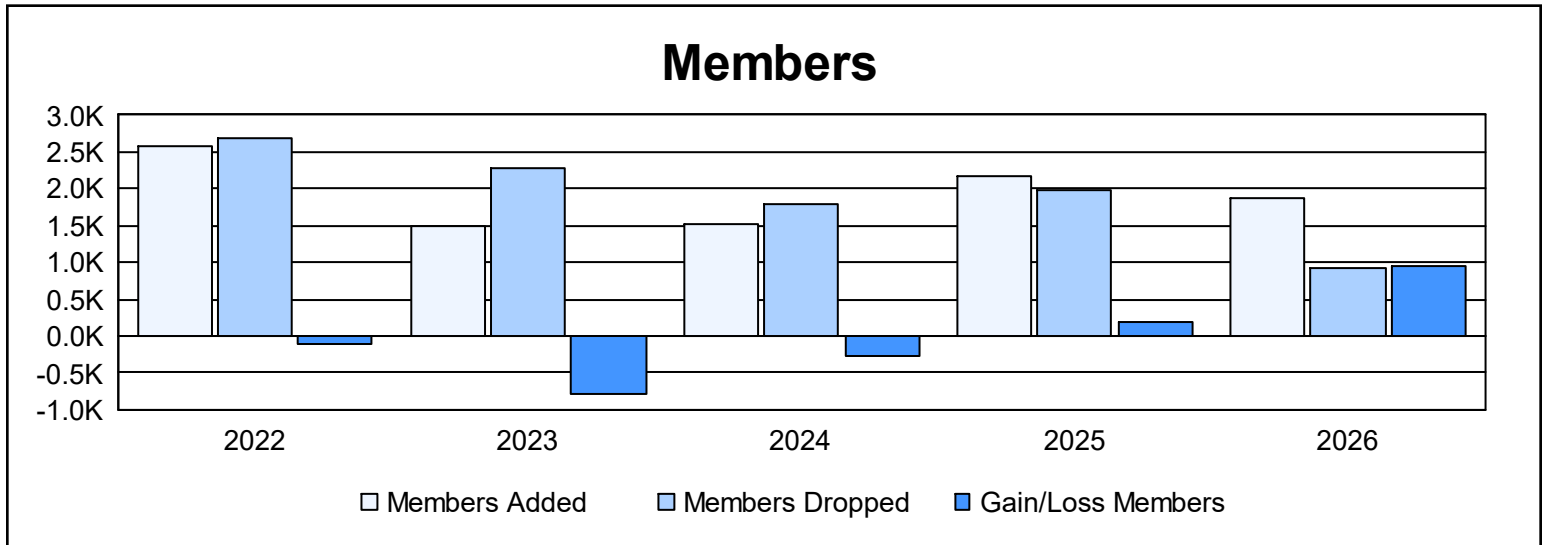
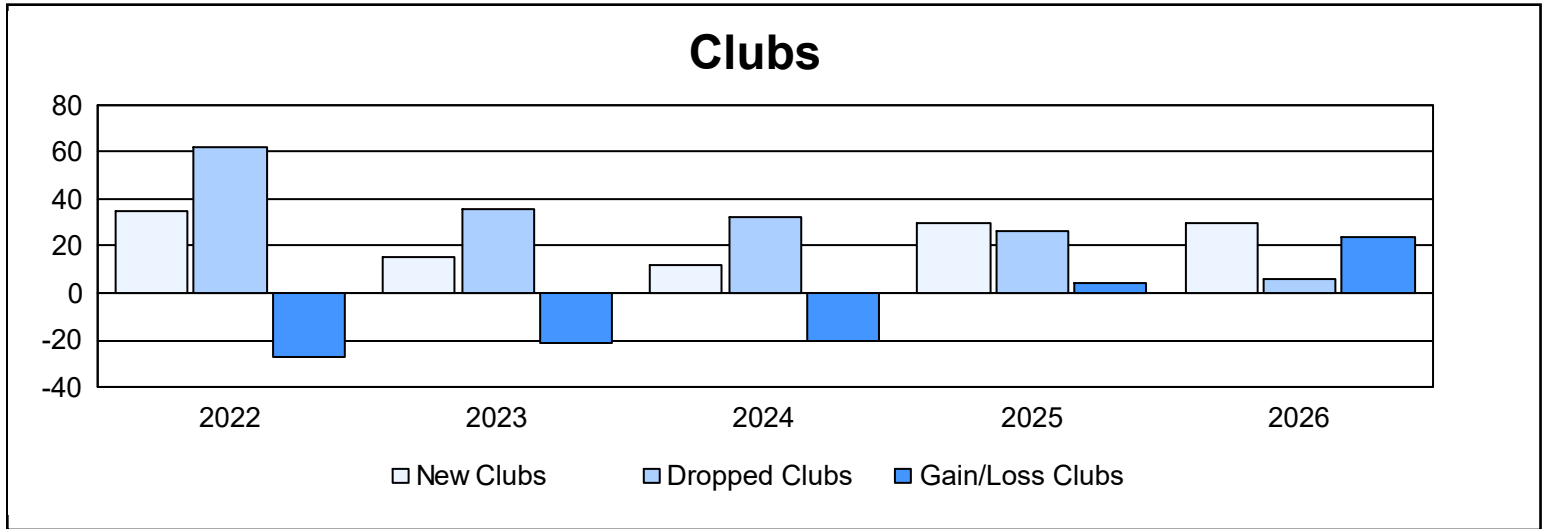


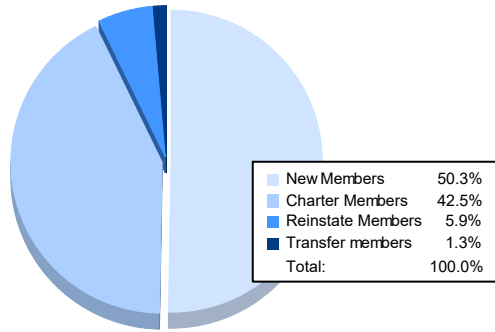
Multiple District B

As of April 2026 Cumulative

Year	New Clubs	Dropped Clubs	Gain/ Loss Clubs	New Members	Charter Members	Reinstate Members	Transfer Members	Total Member Added	Total Members Dropped	Gain/ Loss Members
2021-2022	35	62	-27	1,357	964	206	64	2,591	2,697	-106
2022-2023	15	36	-21	860	458	107	61	1,486	2,268	-782
2023-2024	12	32	-20	947	357	170	53	1,527	1,789	-262
2024-2025	30	26	4	1,052	676	337	100	2,165	1,985	180
2025-2026	30	6	24	935	790	110	25	1,860	920	940
Average	24	32	-8	1,030	649	186	61	1,926	1,932	-6



Membership Composition April 2026 Cumulative



Gender Composition April 2026 Cumulative

